

Scaled data based on original data using
LM-79-08 Approved Method: Electrical and Photometric Measurements of Solid-
State Lighting Products

Test Report Prepared for
Cooper Lighting Solutions
(formerly Eaton)

Brand: McGRAW-EDISON

Report Number: P595185

Luminaire Tested: **IST-PA1D-722-U-T3-HSS**

Issue Date: 3/22/2022

Test Information

Test Method: LM-79-08
Report Number: P595185
TEST IS SCALED FROM IESNA LM-79-08 TEST DATA (G1-2201-510-11)
Test Lab: INNOVATION CENTER
Issue Date: 3/22/2022
Manufacturer: COOPER LIGHTING SOLUTIONS (FORMERLY EATON)
Product Line: McGRAW-EDISON
Catalog Number: IST-PA1D-722-U-T3-HSS
Description: IMPACT ELITE LED TRAPEZOID LUMINAIRE
(1) 70 CRI, 2200K, 800mA LIGHT ENGINE WITH 24 LEDS AND TYPE III OPTICS
WITH HOUSE SIDE SHIELD
Light Source: -
Ballast/Driver: ELECTRONIC DRIVER

Summary

Lumens per Lamp: N/A
Luminaire Lumens: 4457 lumens
Efficiency: N/A
Efficacy: 71.4 lumens/watt
Luminous Opening: Rectangular (W 0.75' x L: 0.5' x H: 0')
IES Classification: Type III - Medium
BUG Rating: B1 - U0 - G2

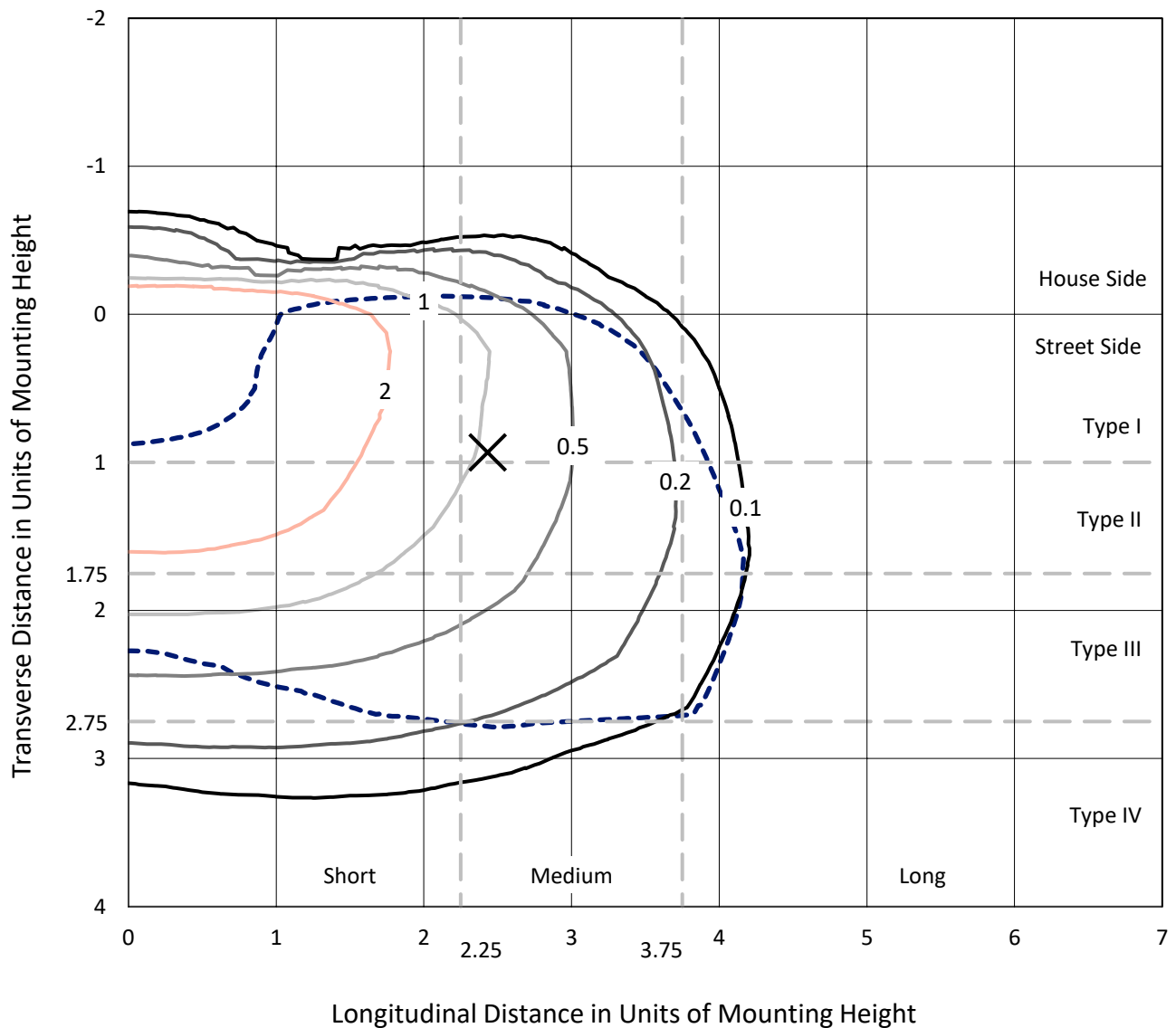
Input Watts (W): 62.4
Input Voltage (V): NR
Input Current (Ain): NR
Voltage Rise (V): NR
Power Factor: NR
Total Harmonic Distortion (THDi): NR
Frequency (hertz): 60
Stabilization Time: NR
Operation Time: NR
Ambient Temperature (°C): NR
Test Distance: 28.75 FT



REPORT NUMBER: P595185
 CATALOG NUMBER: IST-PA1D-722-U-T3-HSS

Iso-Footcandle Lines of Horizontal Illumination

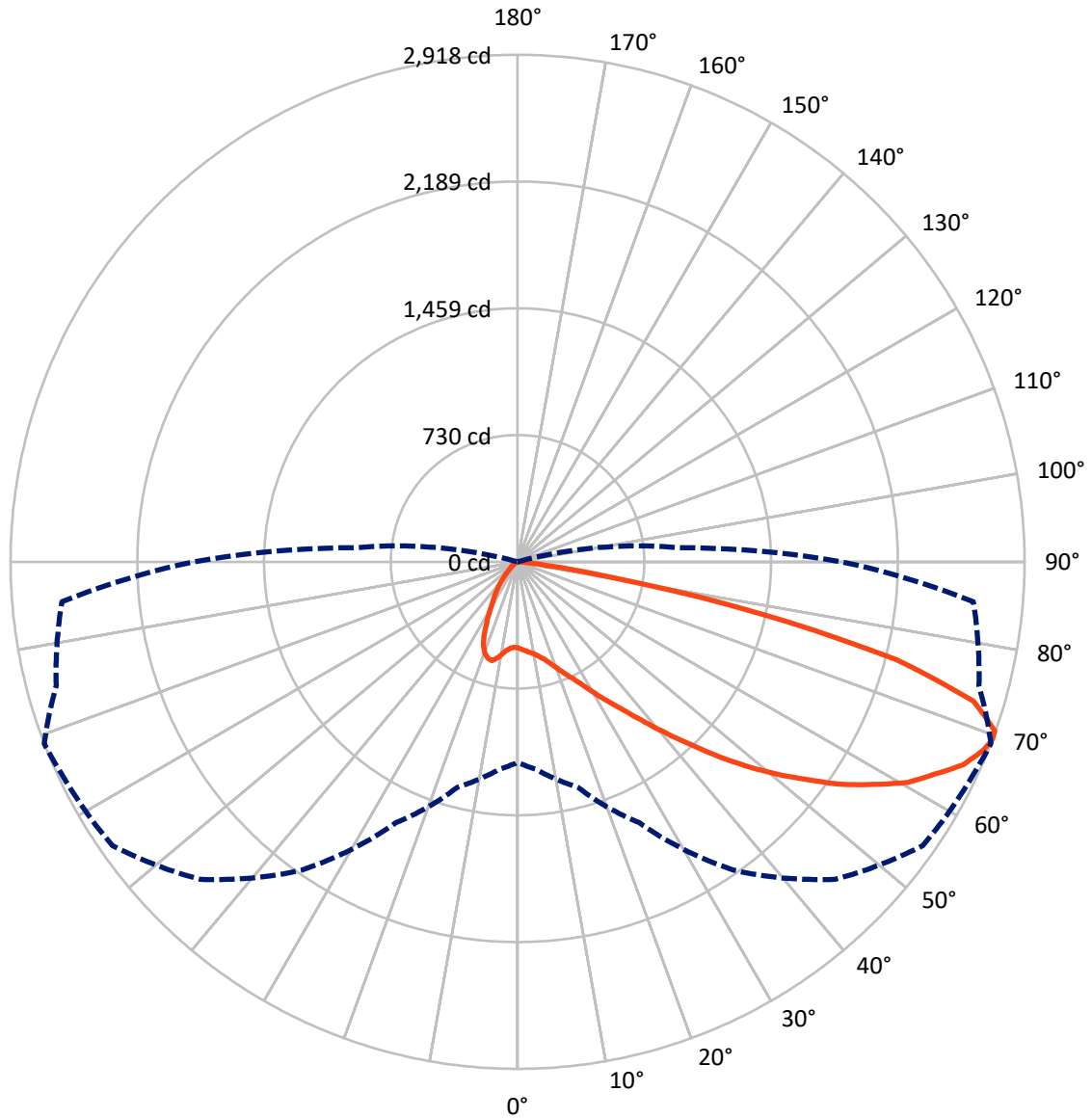
× Max cd
 - - - 1/2 Max cd



Based on 12 foot mounting height. Maximum calculated value = 4.3 fc
 Type III - Medium - N/A

REPORT NUMBER: P595185
CATALOG NUMBER: IST-PA1D-722-U-T3-HSS

Luminous Intensity Polar Plot



— Vertical Plane Through 69-Deg Lateral - - - Horizontal Cone Through 69-Deg Vertical

REPORT NUMBER: P595185
 CATALOG NUMBER: IST-PA1D-722-U-T3-HSS

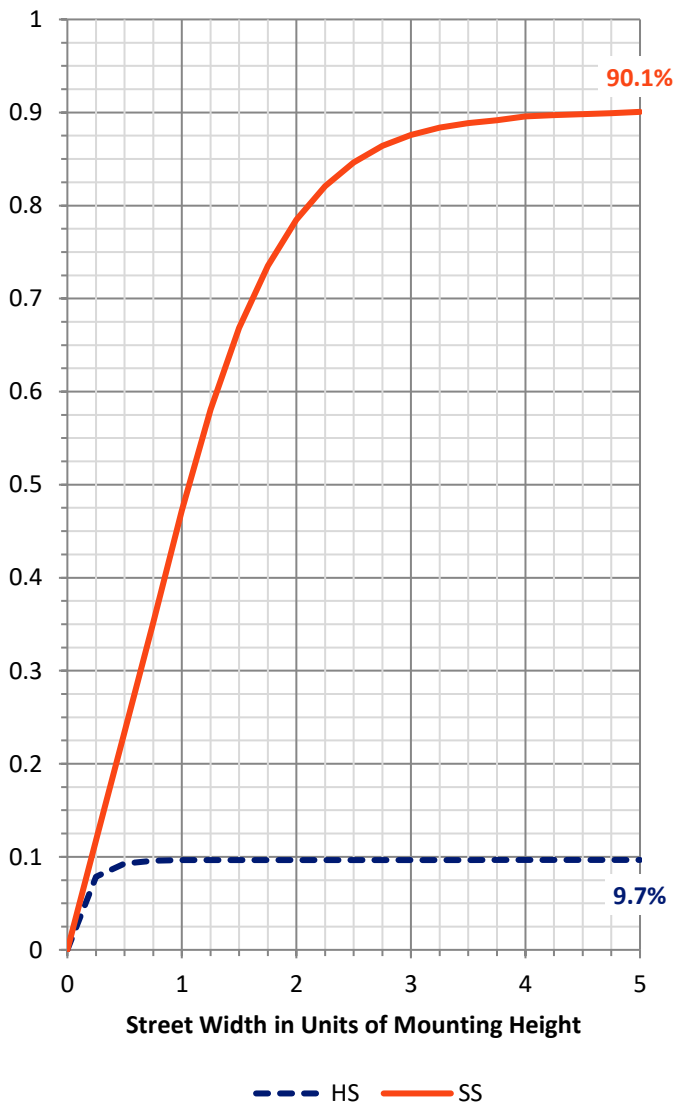
FLUX DISTRIBUTION:

		Downward	Upward	Total
House Side	Lumens	434.3	0.0	434.3
	% Fixture	9.7	0.0	9.7
Street Side	Lumens	4022.7	0.0	4022.7
	% Fixture	90.3	0.0	90.3
Total	Lumens	4457.0	0.0	4457.0
	% Fixture	100.0	0.0	100.0

Coefficient of Utilization

ZONAL LUMENS:

Zone	Lumens	% Fixture
0°-10°	47.3	1.1
10°-20°	125.1	2.8
20°-30°	208.2	4.7
30°-40°	374.9	8.4
40°-50°	679.8	15.3
50°-60°	1062.3	23.8
60°-70°	1229.1	27.6
70°-80°	687.4	15.4
80°-90°	42.9	1.0
90°-100°	0.0	0.0
100°-110°	0.0	0.0
110°-120°	0.0	0.0
120°-130°	0.0	0.0
130°-140°	0.0	0.0
140°-150°	0.0	0.0
150°-160°	0.0	0.0
160°-170°	0.0	0.0
170°-180°	0.0	0.0
0°-90°	4457.0	100.0
0°-180°	4457.0	100.0

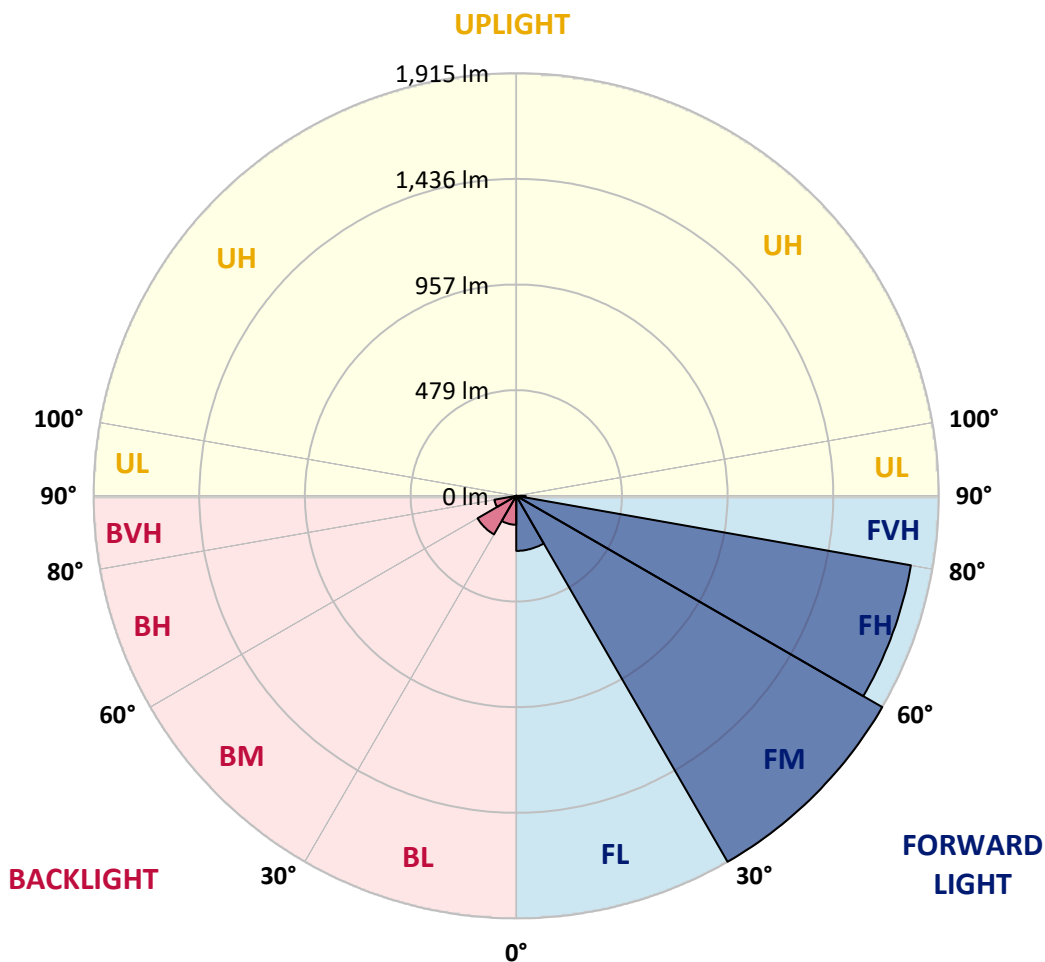


REPORT NUMBER: P595185
 CATALOG NUMBER: IST-PA1D-722-U-T3-HSS

LUMINAIRE CLASSIFICATION SYSTEM LUMEN TABLE AND BUG RATING:

Zone	Lumens	% Fixture	Zone Rating/Lumen Limit		
			B	U	G
FL (0°-30°)	249.3	5.6			
FM (30°-60°)	1914.9	43.0			
FH (60°-80°)	1815.9	40.7			G2/5000
FVH (80°-90°)	42.6	1.0			G1/100
BL (0°-30°)	131.2	2.9	B1/500		
BM (30°-60°)	202.2	4.5	B0/220		
BH (60°-80°)	100.6	2.3	B0/110		G0/110
BVH (80°-90°)	0.3	0.0			G0/10
UL (90°-100°)	0.0	0.0		U0/0	
UH (100°-180°)	0.0	0.0		U0/0	

BUG Rating: B1-U0-G2
 Type III Medium





REPORT NUMBER: P595185
 CATALOG NUMBER: IST-PA1D-722-U-T3-HSS

CANDELA DISTRIBUTION (FULL):

	0°	5°	15°	25°	35°	45°	55°	65°	69°	75°	85°
0°	495.8	495.8	495.8	495.8	495.8	495.8	495.8	495.8	495.8	495.8	495.8
2.5°	513.6	513.6	513.6	510.6	512.1	510.6	509.1	504.7	506.2	504.7	500.2
5°	495.8	497.3	501.7	504.7	512.1	515.1	516.6	516.6	515.1	512.1	509.1
7.5°	461.6	461.6	466.1	475.0	489.8	506.2	519.5	526.9	528.4	528.4	524.0
10°	452.7	452.7	458.7	464.6	479.4	498.7	519.5	537.3	540.3	543.3	541.8
12.5°	448.3	449.8	455.7	466.1	485.4	503.2	525.5	550.7	559.6	567.0	568.5
15°	454.2	454.2	460.1	470.5	492.8	518.0	546.2	574.4	583.3	593.7	601.2
17.5°	463.1	466.1	469.1	479.4	500.2	531.4	568.5	605.6	616.0	629.4	635.3
20°	478.0	478.0	480.9	489.8	512.1	549.2	601.2	645.7	654.6	663.5	670.9
22.5°	495.8	497.3	497.3	504.7	529.9	570.0	629.4	684.3	699.1	703.6	706.5
25°	549.2	546.2	535.8	531.4	550.7	593.7	663.5	730.3	746.6	751.1	745.1
27.5°	660.5	648.7	620.5	590.8	587.8	630.8	709.5	788.2	806.0	807.5	786.7
30°	800.1	801.5	755.5	691.7	648.7	670.9	760.0	860.9	878.7	871.3	838.7
32.5°	972.2	964.8	930.7	838.7	752.6	733.3	814.9	936.6	957.4	945.5	902.5
35°	1119.2	1123.6	1082.1	1000.4	892.1	829.7	881.7	1021.2	1046.5	1025.7	972.2
37.5°	1242.4	1248.3	1223.1	1156.3	1059.8	961.9	969.3	1120.7	1154.8	1134.0	1067.2
40°	1379.0	1383.4	1373.0	1300.3	1214.2	1119.2	1086.5	1235.0	1281.0	1252.8	1183.0
42.5°	1528.9	1545.2	1527.4	1469.5	1380.4	1298.8	1249.8	1374.5	1420.5	1402.7	1309.2
45°	1733.7	1735.2	1714.4	1656.5	1564.5	1497.7	1438.3	1522.9	1582.3	1560.0	1450.2
47.5°	1885.1	1895.5	1883.6	1843.6	1769.3	1724.8	1643.2	1686.2	1748.6	1720.3	1595.7
50°	2000.9	2029.1	2018.7	2030.6	1993.5	1974.2	1849.5	1855.4	1916.3	1892.5	1744.1
52.5°	2064.7	2100.3	2103.3	2164.2	2195.3	2242.8	2049.9	2041.0	2079.6	2058.8	1895.5
55°	2055.8	2064.7	2138.9	2250.3	2372.0	2480.3	2245.8	2208.7	2262.1	2204.2	2055.8
57.5°	1969.7	1992.0	2122.6	2260.6	2475.9	2633.2	2415.0	2373.5	2418.0	2340.8	2220.6
60°	1846.5	1879.2	2046.9	2244.3	2536.7	2725.2	2579.8	2538.2	2578.3	2484.8	2407.6
62.5°	1735.2	1750.0	1904.4	2176.0	2501.1	2720.8	2707.4	2668.8	2692.6	2594.6	2567.9
65°	1576.4	1582.3	1735.2	2052.8	2422.4	2691.1	2777.2	2792.0	2817.3	2686.7	2682.2
67.5°	1331.5	1344.8	1496.2	1837.6	2291.8	2633.2	2832.1	2861.8	2891.5	2735.6	2703.0
69°	1154.8	1197.9	1343.3	1656.5	2165.7	2584.2	2847.0	2894.5	2918.2	2749.0	2633.2
70°	1010.8	1047.9	1215.7	1517.0	2054.3	2529.3	2857.4	2890.0	2913.8	2720.8	2518.9
72.5°	507.6	555.1	785.2	1107.3	1632.8	2278.5	2803.9	2768.3	2743.1	2502.6	2038.0
75°	195.9	203.4	336.9	630.8	1021.2	1672.9	2394.2	2327.4	2253.2	1898.5	1208.3
77.5°	108.4	106.9	146.9	279.1	434.9	817.9	1619.4	1512.5	1410.1	1019.7	489.8
80°	46.0	49.0	63.8	133.6	228.6	283.5	786.7	699.1	556.6	323.6	117.3
82.5°	28.2	29.7	44.5	81.6	158.8	108.4	255.3	218.2	160.3	87.6	28.2
85°	8.9	10.4	31.2	54.9	77.2	44.5	57.9	50.5	44.5	37.1	8.9
87.5°	1.5	1.5	11.9	29.7	20.8	7.4	5.9	10.4	16.3	17.8	3.0
90°	0.0	0.0	0.0	0.0	0.0	0.0	0.0	0.0	0.0	0.0	0.0



REPORT NUMBER: P595185
 CATALOG NUMBER: IST-PA1D-722-U-T3-HSS

CANDELA DISTRIBUTION (continued):

	90°	95°	105°	115°	125°	135°	145°	155°	165°	175°	180°
0°	495.8	495.8	495.8	495.8	495.8	495.8	495.8	495.8	495.8	495.8	495.8
2.5°	498.7	495.8	492.8	491.3	491.3	488.3	486.9	485.4	485.4	483.9	483.9
5°	504.7	501.7	498.7	497.3	494.3	492.8	492.8	492.8	491.3	492.8	494.3
7.5°	519.5	515.1	513.6	512.1	512.1	507.6	500.2	480.9	461.6	455.7	449.8
10°	540.3	538.8	538.8	538.8	528.4	489.8	436.4	388.9	363.7	342.9	342.9
12.5°	570.0	570.0	568.5	564.0	510.6	417.1	334.0	262.7	221.2	197.4	200.4
15°	602.6	601.2	604.1	575.9	449.8	322.1	201.9	142.5	120.2	117.3	117.3
17.5°	636.8	639.8	636.8	544.8	369.6	198.9	120.2	108.4	105.4	105.4	105.4
20°	672.4	669.4	665.0	491.3	268.7	124.7	103.9	100.9	98.0	96.5	96.5
22.5°	708.0	705.1	675.4	423.0	167.7	102.4	98.0	92.0	87.6	86.1	86.1
25°	742.2	742.2	656.1	335.5	114.3	96.5	89.1	83.1	78.7	74.2	74.2
27.5°	785.2	788.2	624.9	234.5	96.5	89.1	80.2	71.2	65.3	62.3	62.3
30°	834.2	838.7	574.4	152.9	87.6	78.7	69.8	59.4	50.5	47.5	46.0
32.5°	892.1	896.5	516.6	100.9	78.7	68.3	57.9	44.5	35.6	34.1	32.7
35°	966.3	955.9	446.8	80.2	68.3	57.9	44.5	31.2	25.2	23.7	23.7
37.5°	1058.3	1036.1	366.6	69.8	57.9	46.0	32.7	20.8	16.3	16.3	14.8
40°	1163.7	1101.4	283.5	62.3	49.0	35.6	20.8	13.4	10.4	10.4	10.4
42.5°	1279.5	1156.3	201.9	54.9	40.1	25.2	13.4	7.4	5.9	5.9	5.9
45°	1413.1	1206.8	138.0	47.5	34.1	17.8	7.4	3.0	3.0	3.0	3.0
47.5°	1546.7	1239.4	92.0	41.6	25.2	10.4	4.5	1.5	1.5	1.5	1.5
50°	1681.8	1264.7	71.2	35.6	17.8	5.9	1.5	0.0	0.0	0.0	0.0
52.5°	1802.0	1282.5	57.9	29.7	11.9	4.5	1.5	0.0	0.0	0.0	0.0
55°	1905.9	1284.0	50.5	23.7	8.9	3.0	0.0	0.0	0.0	0.0	0.0
57.5°	2011.3	1272.1	43.0	17.8	5.9	1.5	0.0	0.0	0.0	0.0	0.0
60°	2075.1	1240.9	34.1	13.4	4.5	1.5	0.0	0.0	0.0	0.0	0.0
62.5°	2113.7	1189.0	26.7	8.9	3.0	1.5	0.0	0.0	0.0	0.0	0.0
65°	2091.4	1123.6	19.3	5.9	3.0	1.5	0.0	0.0	0.0	0.0	0.0
67.5°	1987.5	1022.7	13.4	4.5	1.5	1.5	0.0	0.0	0.0	0.0	0.0
69°	1864.3	930.7	11.9	3.0	1.5	1.5	0.0	0.0	0.0	0.0	0.0
70°	1756.0	859.4	10.4	3.0	1.5	1.5	0.0	0.0	0.0	0.0	0.0
72.5°	1307.7	553.7	8.9	3.0	1.5	1.5	0.0	0.0	0.0	0.0	0.0
75°	734.7	185.5	5.9	1.5	1.5	0.0	0.0	0.0	0.0	0.0	0.0
77.5°	276.1	47.5	3.0	1.5	0.0	0.0	0.0	0.0	0.0	0.0	0.0
80°	60.9	11.9	1.5	0.0	0.0	0.0	0.0	0.0	0.0	0.0	0.0
82.5°	13.4	3.0	0.0	0.0	0.0	0.0	0.0	0.0	0.0	0.0	0.0
85°	4.5	1.5	0.0	0.0	0.0	0.0	0.0	0.0	0.0	0.0	0.0
87.5°	1.5	0.0	0.0	0.0	0.0	0.0	0.0	0.0	0.0	0.0	0.0
90°	0.0	0.0	0.0	0.0	0.0	0.0	0.0	0.0	0.0	0.0	0.0

(END OF REPORT)